

Our Primary Cell Solutions for your Translational Research

The primary cell-based approach practically eliminates the need for extensive in vivo validation, further facilitating the translation of basic research into preclinical as well as clinical applications.

A key factor for efficient, and high-quality cell-based research is working with a reliable partner; who has mastered the art of efficient production of quality primary cells, further supporting your specific requirements. Kosheeka accommodates changing researchers' needs with our personalized services.

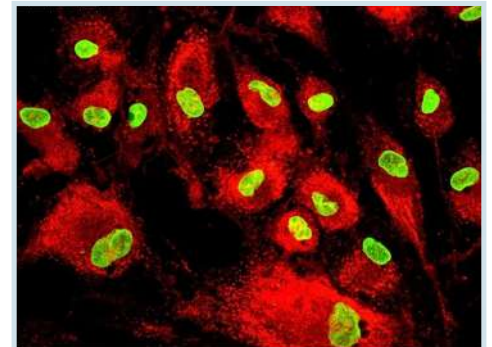
Why Use Primary Cells from Kosheeka?

- Stem cells/primary cells with verified expression of surface markers that meet the ISCT criteria.
- Standardized isolation & quality control protocols for reproducible research.
- Possibility of large-scale production of various types of primary cells, isolated using ISCT standards.
- You can choose cells that are more physiologically representative of cells in vivo.
- We are flexible to fulfill your customized demands.
- We can ship cells is expanded as well as cryopreserved forms, across the boundaries; so that you can start your research immediately.

Discover our broad product range including Stem Cells, Fibroblasts, Tissue-Specific Cells, and Cancer Cells to streamline your research.

Mesenchymal Stem Cells

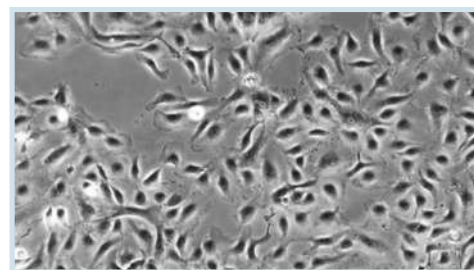
Mesenchymal stem cells are multipotent cells, with the capacity to self-renew and Differentiate into various cell types. Their enhanced immunomodulatory properties are making them suitable candidates for cellular and gene therapies. Kosheeka has developed an extensive stem cell product line as a comprehensive and integrated suite of products from the human, mouse, and rat origin; to enable researchers to standardize their cell culture system, and minimize multiple procedural and performance-related issues.



Cell Type	Lot Number	Quantity	Tissue of Origin
Mesenchymal Stem cells	hUC-1406	1 x10 ⁶	Umbilical Cord Tissue
Hematopoietic Cells	hBM-1202/hUC-1402	25 x 10 ⁶	Bone Marrow/Cord Blood
CD 34 positive cells	hBM-1201/hUC-1401	25 x 10 ⁶	Bone Marrow/Cord Blood
Mesenchymal Stem cells	hBM-1203	1 x10 ⁶	Umbilical Cord Tissue
Mesenchymal Stem cells	hUC-1406	1 x10 ⁶	Bone Marrow
Mesenchymal Stem cells	hAT-1101	1 x10 ⁶	Adipose Tissue
Amniotic villous mesenchymal stem cells	hUC-1409	1 x10 ⁶	Amniotic Fluid

Endothelial Cells

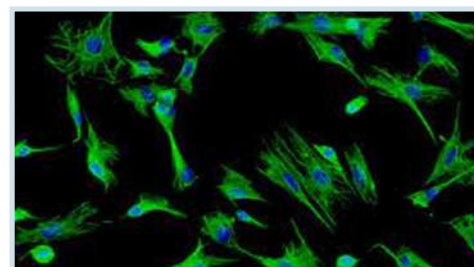
Vascular endothelial cells are recently promoted from merely being “bystanders” lining the inside of the blood vessels to the lead players deciding the biological fate of blood vessels. Considering their role in numerous pathological conditions, they are actively used as a raw material in numerous in vitro studies related to sepsis, ischemia, inflammation, wounds, and oncology.



Product	Lot Number	Quantity
Human umbilical cord-derived endothelial cells	hUC-1407	1 x 10 ⁶ per vial
Microvascular endothelial cells	hVS-1701	1 x 10 ⁶ per vial
Aortic endothelial cells	hVS-1709	1 x 10 ⁶ per vial
Splenic endothelial cells	hVS-1716	1 x 10 ⁶ per vial

Tissue-Specific Fibroblasts

These are complex, tissue-specific progenitors participating in tissue homeostasis and diseased progression. Present in heterogeneous organ niches, these distinct types are helpful in decoding useful information about distinct cellular progeny.



- Produced and supplied on demand at the early passage to ensure the greatest purity, high viability, and good plating efficiency.
- The performance of each lot is quality assessed for optimum cell growth.
- Cells are supplied in the adherent form to be able to use for studies immediately.
- Fibroblasts from various host species like rodents, and non-human primates are available.

Flow Markers For Mesenchymal Stem cells

